

Replacement In-The-Wall TP Holder

Item #: TP-14

www.wgwoodproducts.com

OPTIONS

Highlights:

- Easily fits between normal spaced studs.
- Easy installation using construction adhesive.
- Available **unfinished**, or in over **20 finish colors including enamels and stain finishes.**
- Solid whitewood construction.
- TP Roller included and holds single size rolls.
- Sized specifically to easily replace those rusty metal TP holders.
- **CAN ONLY USE SINGLE SIZE ROLLS.**
- **MEGA Toilet Paper Holder Option** - This option increases the height of the TP area and will accommodate ANY size roll on the market today.




TP-14 depicted here in Gloss White Enamel.

Item	Overall Height (A)	Overall Width (B)	Interior Height (C)	Interior Width (D)	Depth
TP-14	8	8	5	5	2 1/2


Rough Opening Size:
5 5/8" Height x 5 5/8" Width

FrameChoice®


FrameChoice® allows you to select the edge profile for the product's frame. The profile marked "Default" below will be used unless you choose one of the optional profiles.




356 Casing Profile




Picture Frame Profile




BASE CAP
Profile




Niche Profile




Bevel Profile




Mission Profile




Standard Profile



Queen Anne Profile

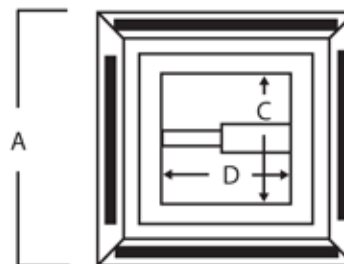


Roman Profile



Wall Hugger

← This frame protrudes only 1/4" from wall surface.



THIS IS A BACKSIDE VIEW OF THE UNIT.

Black lines represent adhesive areas.

Optional stainable backer board is available for this product if you plan to stain it, or are purchasing a stain color finish.

Optional Colored TP Rollers available for this product:

Antique Brass, Satin Nickel, Polished Brass, Chrome, Ivory, Almond, Pebble and Gloss Black.