


SPECIFICATION SHEET



Highland® Series Framed Recessed Combination Toilet Paper Holders

Dimensions: See dimensions chart

Materials: Solid pine

Mounting: Recessed versions can be mounted with construction adhesive or screwed to the studs on either side. Can also be mounted in the side of a vanity if you have clearance inside.

Finish: Multiple finishes available

Features:

- ✓ Solid wood construction – screwed together to last a lifetime, especially in a humid bathroom environment!
- ✓ Handcrafted right here in the USA, in sunny Sarasota, Florida!
- ✓ Easy installation
- ✓ Spring loaded roller is raised off center so that even a brand new roll won't drag on the bottom
- ✓ Recesses nearly the whole roll in the wall – all competitors "recessed" toilet paper holder don't really recess very much because they don't use the whole depth of the wall.
- ✓ Optional colored rollers are available to change the look as desired
- ✓ Fits any size roll on the market today
- ✓ Select models have solid maple doors using concealed hinges with soft close built in

NOTE: If you already have an opening in your wall from a previous "recessed" toilet paper holder, it will NOT be large enough to accommodate ANY of these models. Your opening MUST be enlarged in order to fit these models in your wall space. If your wall opening has framing on any of the four sides, that must be removed to fit these in. Rough opening sizes are shown in the dimensions chart (last page). All models are designed for standard 2x4 wall depth.

SPECIFICATION SHEET

Highland® Series Framed Recessed Combination Toilet Paper Holders



Highland-17 in White
Enamel



Highland-19 in White
Enamel




Highland-29 in White
Enamel



Highland-30 in White
Enamel

SPECIFICATION SHEET

Highland® Series Framed Recessed Combination Toilet Paper Holders



All models can use any size roll on the market EXCEPT for Highland-17 which cannot use MEGA rolls.



Highland-19



Highland-17

SPECIFICATION SHEET

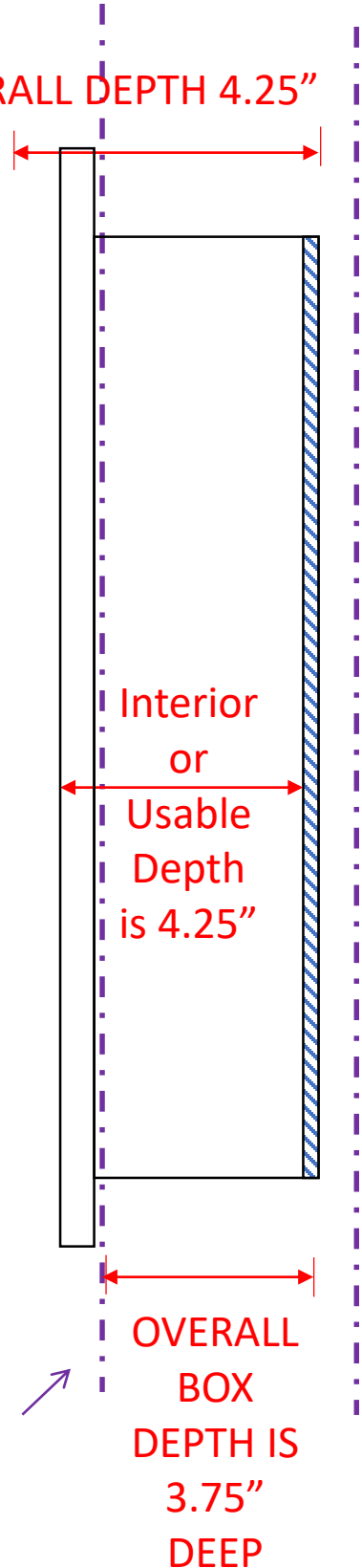
Highland® Series Framed Recessed Combination Toilet Paper Holders

Side View of Toilet Paper Holder

FRAMED 3.5" deep models (4.25" overall depth)

All models have a frame which is at least $\frac{3}{4}$ " larger all the way around than the cabinet box itself which is there to cover the edges of your rough opening in the drywall.

Total projection from the wall surface is $\frac{3}{4}$ " on most frame styles except Highland-19 which has a 1.5" projection because of the ledge at the bottom.



These models can be secured either using construction adhesive on the back side of the frame overhang, or by screwing to the studs on both sides. Either way works equally well and will support much more weight than you could ever put in the holder.

Drywall surface

Back of wall opening

SPECIFICATION SHEET

Highland® Series Framed Recessed Combination Toilet Paper Holders

Model	Overall Height	Overall Width	Box Insert Dimensions	Rough Opening needed in Wall	Overall front Frame dimensions	Cubby / Shelf Interior Width	Cubby / Shelf Interior Height	Depth (usable depth inside)
HIGH-17	14.25"	15.5"	12.75"h x 14"w	12 7/8"h x 14 1/8"w	14.25"h x 15.5"w	6"	11.25"	4.25"
HIGH-19	18.5"	16"	16.25"h x 14"w	16 3/8"h x 14 1/8"w	18.5"h x 16"w	6"	14.75"	4.25"
HIGH-29	23.75"	8.5"	22.25"h x 7"w	14 5/8"h x 7 1/8"w	23.75"h x 8.5"w	5.5"	5"	4.25"
HIGH-30	16.75"	14.75"	13.25"h x 15.25"w	14 5/8"h x 7 1/8"w	16.75"h x 14.75"w	11.75"	6"	4.25"



WG *Wood Products*

213 Field End Street
Sarasota FL 34240

www.wgwoodproducts.com

(913)-829-6000

Additional acrylic shelves, optional glass shelves, as well as other parts and accessories are always available. Changeable / upgradeable with over 30 different door styles available.