

# Bevel Frame In-The-Wall Cabinetry

Item #: WC-4

[www.wgwoodproducts.com](http://www.wgwoodproducts.com)



OPTIONS

## Highlights:

- Easily fits between normal spaced studs.
- Easy installation using construction adhesive.
- Available **unfinished**, or in over **20 finish colors including enamels and stain finishes.**
- Solid whitewood construction.
- Choice of hardware colors including polished & antique brass, satin nickel and chrome.
- Door can open either left or right.
- Choice of depths including 4", 5 1/2", 7 1/4" and 11 1/2"
- Two adjustable glass shelves included
- (extras available).



**18 different door styles available - See "Door Styles Sheet"**


WC-424 depicted here in Gloss White Enamel.

Item	Overall Height (A)	Overall Width (B)	Interior Height (C)	Interior Width (D)	Depth
WC-418	19 1/2	15 1/2	16 1/2	12 1/2	4
WC-424	25 1/2	15 1/2	22 1/2	12 1/2	4
WC-430	31 1/2	15 1/2	28 1/2	12 1/2	4
WC-436	37 1/2	15 1/2	34 1/2	12 1/2	4
WC-442	43 1/2	15 1/2	40 1/2	12 1/2	4
WC-448	49 1/2	15 1/2	46 1/2	12 1/2	4
WC-454	55 1/2	15 1/2	52 1/2	12 1/2	4
WC-460	61 1/2	15 1/2	58 1/2	12 1/2	4
WC-466	67 1/2	15 1/2	64 1/2	12 1/2	4
WC-472	73 1/2	15 1/2	70 1/2	12 1/2	4


**Rough Opening Size:**  
C+15/8" Height x 14 1/8" Width

**FrameChoice®**


FrameChoice® allows you to select the edge profile for the product's frame. The profile marked "Default" below will be used unless you choose one of the optional profiles.




356 Casing Profile




Picture Frame Profile




N/A  
Base Cap Profile




Niche Profile




DEFAULT  
Bevel Profile




Mission Profile




Standard Profile



Queen Anne Profile

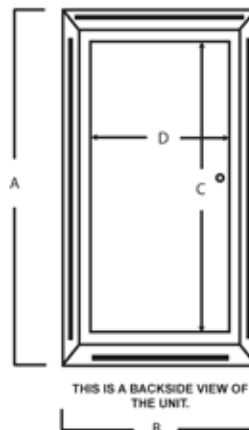


Roman Profile



N/A  
Wall Hugger

This frame protrudes only 1/4" from wall surface.



Black lines represent adhesive areas.

Optional stainable backer board is available for this product if you plan to stain it, or are purchasing a stain color finish.

Optional Depths: 5 1/2", 7 1/4", 11"